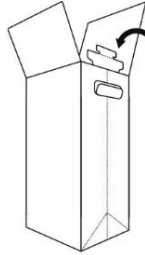


Opening

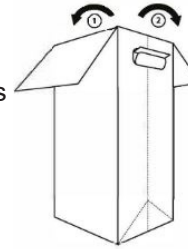
1. Open the Griff[®]PAC and push the bottom corners down



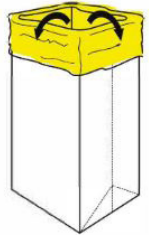
2. Fold the handles inwards and push through the holes



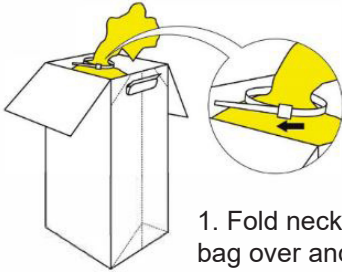
3. Fold flaps 1 and 2 outwards



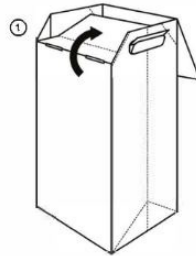
4. Pull the bag over the sides of the Griff[®]PAC



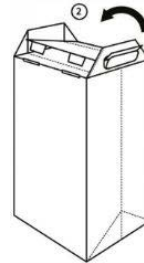
Closure



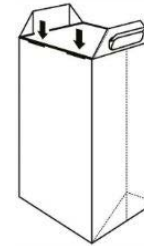
1. Fold neck of bag over and seal using the cable tie



2. Fold flap 1 inwards at the dotted line



3. Fold flap 2 inwards at the dotted line



4. Lock the box by pushing the 2 tabs into the slots